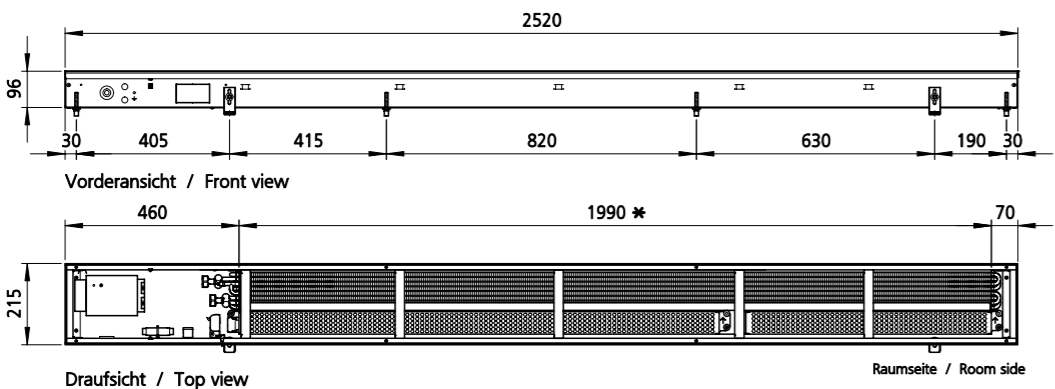
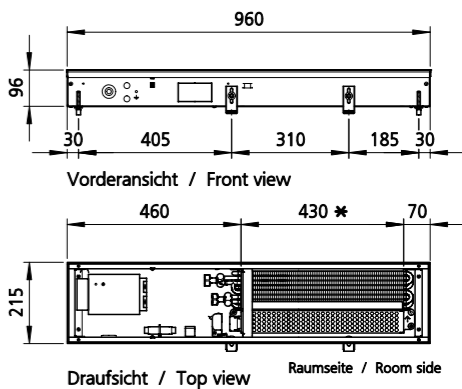
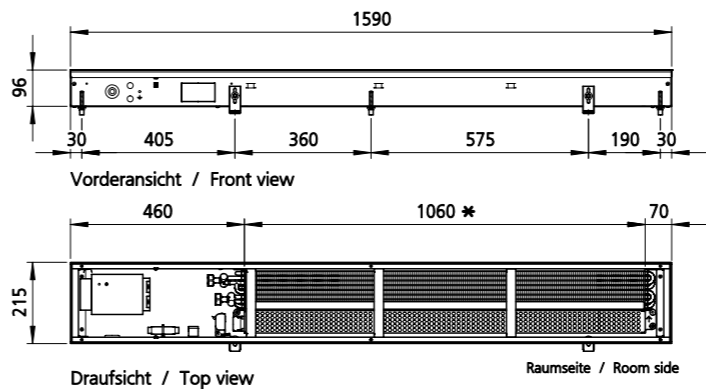
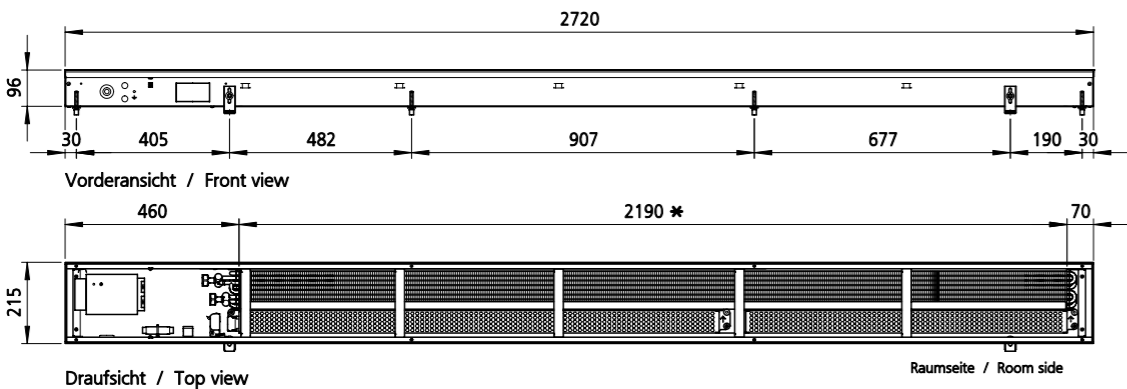
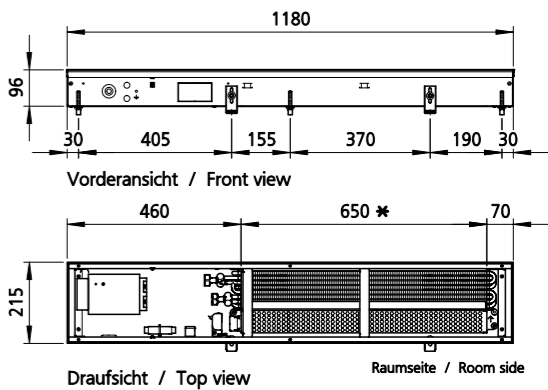
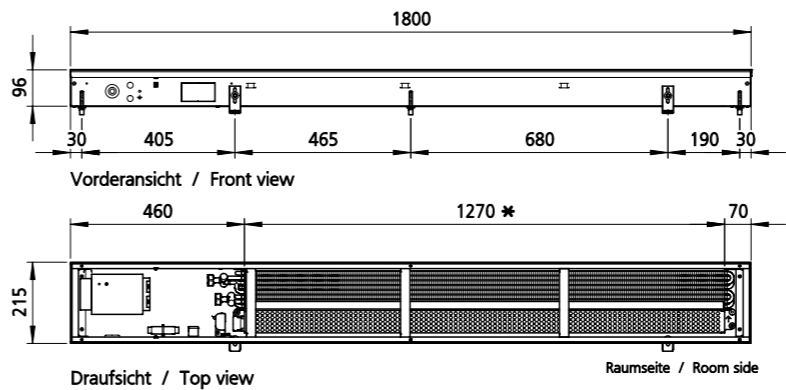
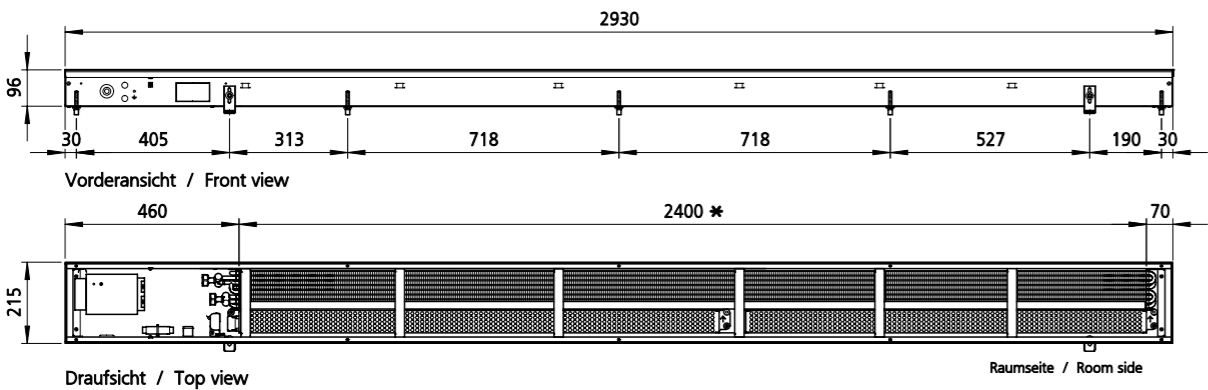
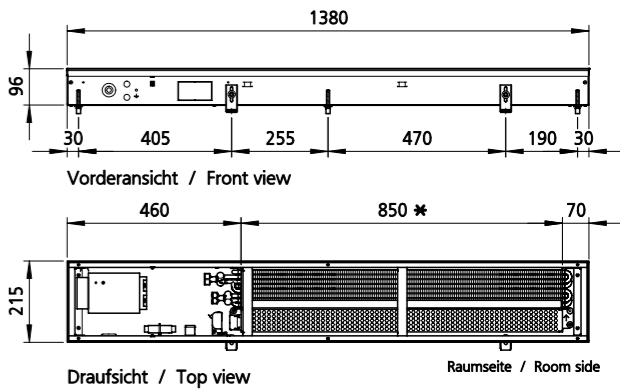
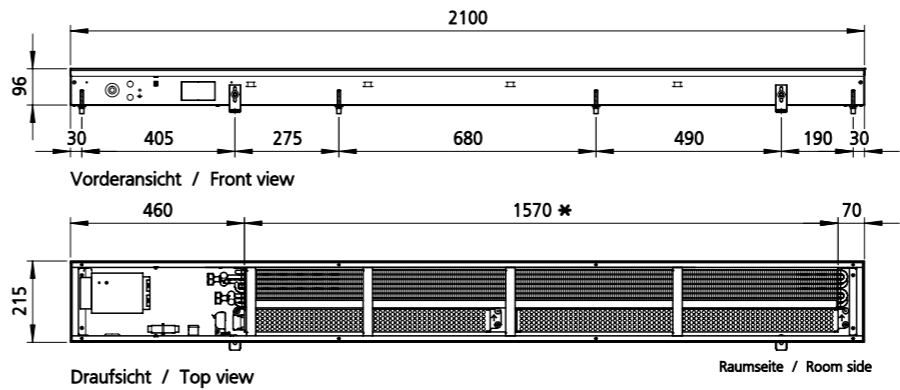
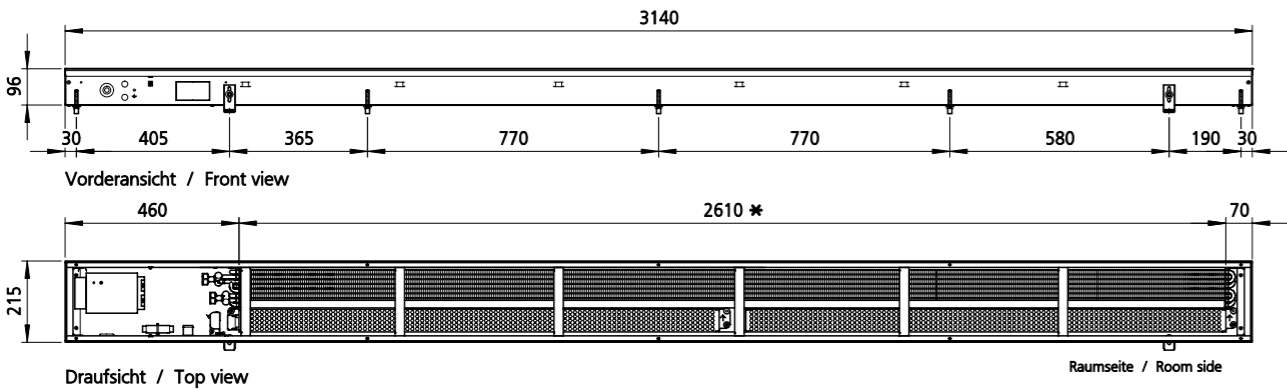


Technische Zeichnungen, Katherm QK (B215, H096), Rostart Roll-Rost, Reglungsvariante elektromechanisch 230 V / KaControl (230 V), Abmessungen [mm]
Technical drawings, Katherm QK (B215, H096), Grille design Roll-up grille, Control options electromechanical 230 V / KaControl (230 V), Dimensions [mm]

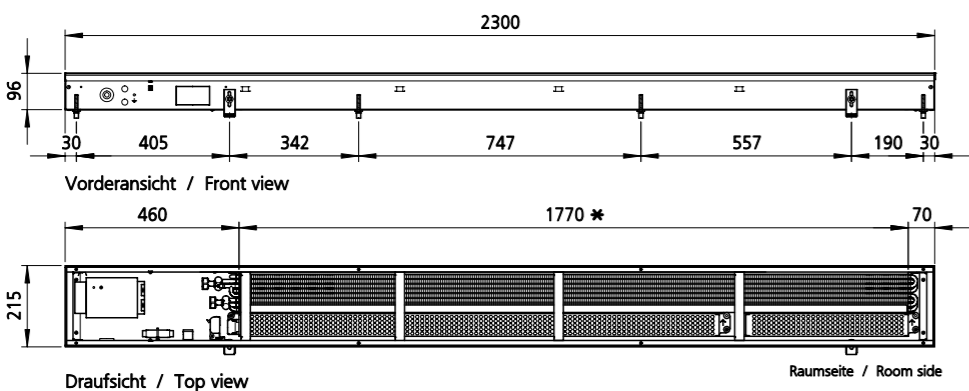


ACHTUNG
unterschiedliche Bauhöhen:
bei Rostart Roll-Rost = Bauhöhe 096 mm
bei Rostart Linear-Rost = Bauhöhe 112 mm

ACHTUNG
unterschiedliche Kanallängen
bei Reglungsvarianten 230 V und 24 V

ATTENTION
different heights:
for grill design Roll-up grille = height 096 mm
for grill design Linear grille = height 112 mm

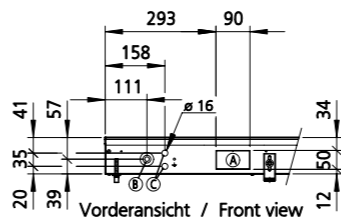
ATTENTION
different trench lengths
for control options 230 V und 24 V



Draufsichten ohne Anschlussabdeckung und ohne Rost
Top views without cover plate and without grille

* = berippte Konvektorlänge
* = Finned convector length

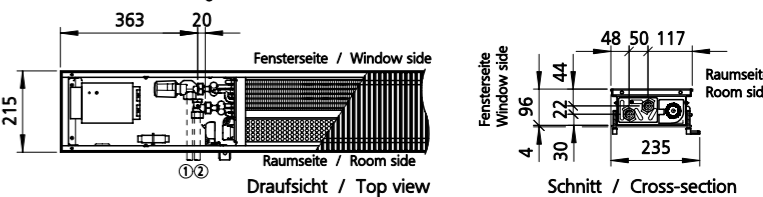
Abmessungen Anschlussöffnungen
Dimensions connection openings



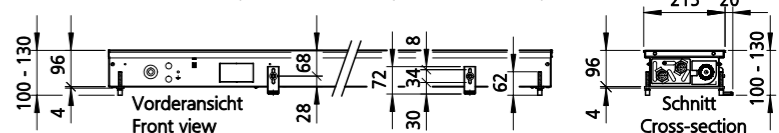
- Legende
① Anschlussöffnung für Wasseranschluss
② Durchgangsstüle für Elektroanschluss
③ Anschlussöffnungen für Elektroanschluss
- Legend
① Connection opening for water connections
② Cable grommet for electric connections
③ Connection openings for electric connections

Details / Details

Abmessungen Wasseranschluss / Dimensions water connection



Abmessungen Höhenverstellung / Dimensions height



Anzahl	Stammteil-Nr.	Index	Änderung	Name	Datum
Stamm-Nr.	Folge-Nr.				
Projekt-Nr.	Erst.	31.05.23	SW	Format	Art-Gr.
Auftr-Nr.	Änder.	01.06.23	SW	3	142
STL-Nr.	Gepr.			SAP-Nr.	CAD-Nr.
	Freig.			935810	Vers. 1
				Werkstoff -	Nr.-
				M 1:20	Abm.
				Zul.Abw. ISO 2768-m	Revision
					Dokumentation
					Bl.

CAD-Zeichnung
Ansichten
Katherm QK